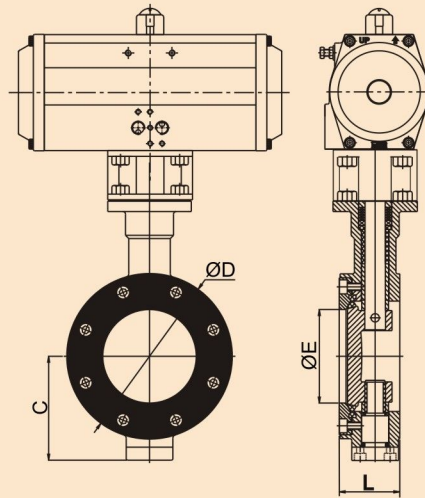


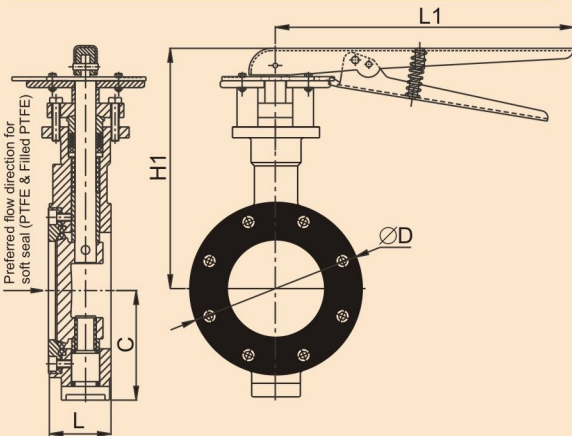
Pneumatic Actuator Operated Spherical Disc Valve



Dimensions : (All dimensions are in mm)

Valve Size		L	C	ØE	ØD	Weight
MM	Inch					
40	1.1/2"	42	57	38	82	1.600
50	2"	45	68.5	50.8	95	2.200
65	2.1/2"	48	74.5	60.6	108	3.000
80	3"	48	80	72	127	3.800
100	4"	54	96	100	159	5.600
125	5"	57	117	123	186	7.700
150	6"	57	132	143	217	10.400
200	8"	64	157	192	270	15.000
250	10"	71	187	239	322	25.750
300	12"	81	218	290	382	36.000
350	14"	92	242	335	436	46.900
400	16"	102	270.5	387.5	495	66.850
450	18"	114	362	425	540	117.000
500	20"	127	400	475	595	146.500
600	24"	154	454	560	705	290.000
650	26"	165	478	608	755	360.000
700	28"	165	505	661.5	810	390.000
750	30"	190	542	696	855	475.000
800	32"	190	580	755	913	524.000
900	36"	203	640	864	1032	675.000

Handle Operated Spherical Disc Valve



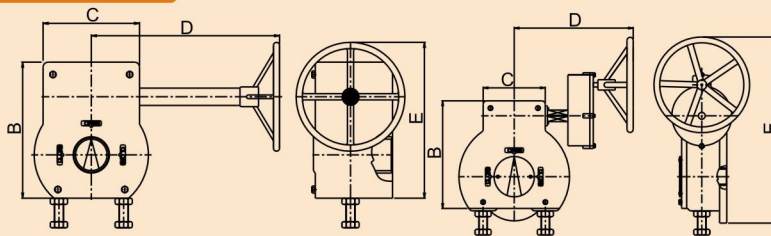
Dimensions : (All dimensions are in MM)

Valve Size		L	C	ØD	H1	L1	Weight
MM	Inch						
40	1.1/2"	42	57	82	146	265	2.250
50	2"	45	68.5	95	150	265	2.600
65	2.1/2"	48	74.5	108	172	265	3.550
80	3"	48	80	127	181	265	4.300
100	4"	54	96	159	197	265	6.100
125	5"	57	117	186	231	265	8.600
150	6"	57	132	217	245	265	11.050



Worm Gear Operated Spherical Disc Valve

Size Range : 1.1/2" To 48"



Dimensions :

Model No.	Torque	Ratio	Valve Size	B	C	D	E	Wheel Dia	Weight
NGB-20	250 Nm	33 : 1	1.1/2" To 6"	110	78	180	181	200	4.000
NGB-25	500 Nm	40 : 1	8" To 12"	136	98	240	233	250	5.000
NGB-30	700 Nm	40 : 1	14" To 16"	180	119	285	318	350	7.000
NGB-50	1500 Nm	48 : 1	18"	202	140	305	409	500	11.000
NGB-60	2200 Nm	60 : 1	20"	214	180	320	425	500	14.000
NGB-70	3500 Nm	73 : 1	24" & 26"	294	240	370	478	600	23.000
NGB-80	5000 Nm	264 : 1	28" & 30"	294	240	395	568	500	30.000
NGB-90	7000 Nm	292 : 1	32" & 36"	331	208	381	647	600	48.000
NGB-100	10000 Nm	300 : 1	40"	413	266	410	716	600	68.000
NGB-250	22500Nm	456 : 1	48"	498	337	479	847	600	110.00

SALIENT FEATURES

- High torque capacities
- Adjustable travel stops
- Metallic compact housing
- Minimum friction

(All Dimensions are in mm)