

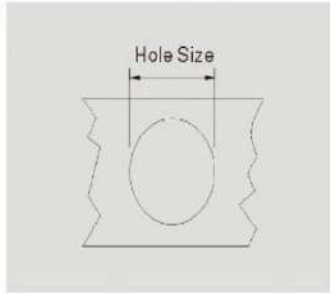
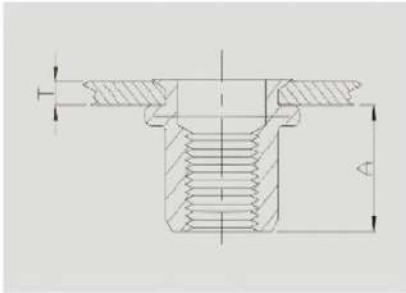
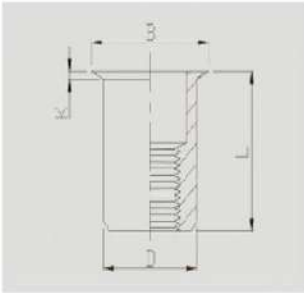


SOURCING    STORING    SUPPLY



## Carbon Steel Insert Nut

### Reduce Head Round Body Plain



Part Code	Size	T(Grip Range)		A Rer	Hole Size +0.1 O	D +0.07 _0.1	B	K	L
		min	max						
MV1RHROM3A	M3*0.5	0.5	1.5	6.2	5.0	4.9	6.0	0.5	9.0
MV1RHROM4A	M4*0.7	0.5	2.0	6.5	6.0	5.9	7.0	0.5	10.5
MV1RHROM4B	M4*0.7	2.0	4.0	6.5	6.0	5.9	7.0	0.5	13.0
MV1RHROM5A	M5*0.8	0.5	2.0	7.0	7.0	6.9	8.0	0.5	11.5
MV1RHROM5B	M5*0.8	2.0	4.0	7.0	7.0	6.9	8.0	0.5	13.0
MV1RHROM6A	M6*1.0	0.5	2.5	8.5	9.0	8.9	10.0	0.6	14.0
MV1RHROM6B	M6*1.0	2.5	5.0	8.5	9.0	8.9	10.0	0.6	17.0
MV1RHROM8A	M8*1.25	0.5	3.0	10.0	11.0	10.9	12.0	0.65	16.5
MV1RHROM8B	M8*1.25	3.0	5.0	10.0	11.0	10.9	12.0	0.65	18.5
MV1RHROM10A	M10*1.5	0.5	3.0	13.0	13.0	12.9	14.1	0.7	17.7
MV1RHROM10B	M10*1.5	3.0	5.0	13.0	13.0	12.9	14.1	0.7	21.0
MV1RHROM10C	M10*1.5(12H)	0.5	3.0	12.5	12.0	11.9	13.0	0.7	18.0

(Unit in mm)