

BioGuard

User Manual

Thank you for choosing BioGuard shield for healthcare workers.

Intended use

The Biosense BioGuard face shield is designed to protect both patients and healthcare workers against transfer of airborne particulates & infections.

Product Description

BioGuard is single layer face shield made from PETG material. The face shield can be secured to the head by using the headbracket and adjustable elastic . The Bioguard faceshield can be used upto 5 times by disinfecting it.

This manual will guide you for the assembly of BioGuard designed by Biosense Technologies Pvt. Ltd.

In case of any queries, please reach us out at:
contact@biosense.in

Toll Free No.:1800 123 78 90

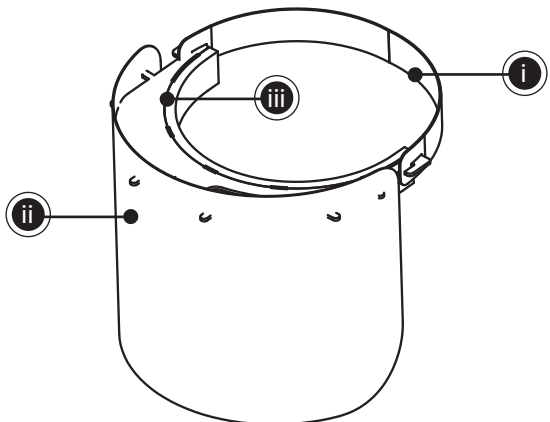
You can also visit www.biosense.in for additional details on our products.

Installation of BioGuard

Carefully read the assembly instructions in the given manual. It is important to follow the instructions mentioned to avoid undesirable results.

Take out all three parts of BioGuard; which include

- i. Headband / Bracket (Acrylic)
- ii. Shield (PETG)
- iii. Strap (elastic band)

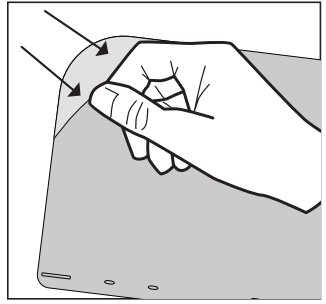


Shield:

PETG sheet with the thickness of 0.35 mm is used.

Carefully remove the liner from the shield.

Cut-outs provided along the top side of the sheet can be used to attach it to the bracket/Headband using the protrusions provided.

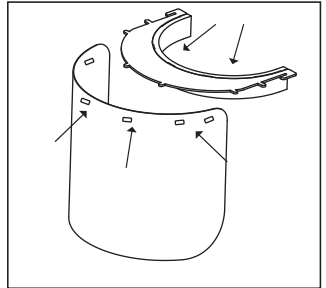


Headbracket / Bracket:

The bracket has 8 protrusions on the front to hang the shield in place.

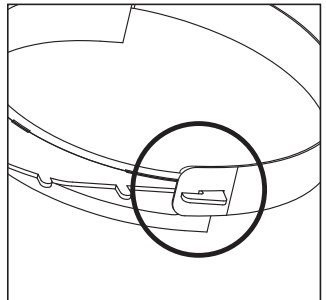
The shield can be removed after a use and another can be hung for next use.

The Foam is already attached to the band, which is to provide comfort to the user.



Strap:

Elastic band is provided with holes to adjust the size and loop the band ends onto the hooks provided at the ends of the bracket/ headband.

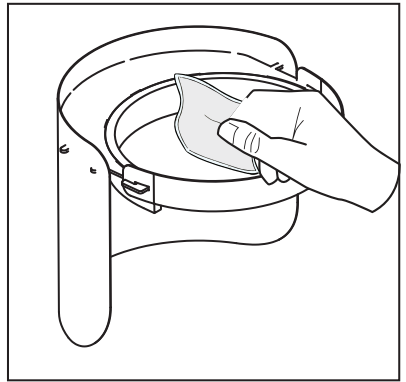
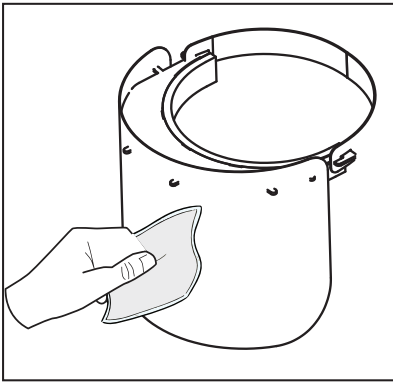


End user Instructions

User can put on the face shield with the inner side of the foam resting against the forehead and strap the elastic band loops around the head to ensure that BioGuard is secured safely on the forehead.

Cleaning and Disinfecting BioGuard

- Bioguard face shield is non-sterile.
- Both the shield and head bracket of the face shield should be disinfected before and after use.
- We advise disinfecting with a chemical disinfectant like Isopropanol (70%) by wiping the surfaces of the shield and head bracket.
- Do not soak the BioGuard shield in the disinfectant.



Specifications

Parameter	Description
Shield material	PETG
Foam material	Polyurethane
Elastic Strap	Polyester Fiber
Reusable	Head bracket & shield upto 5 times with disinfection
Disinfection	With Isopropanol (70%)
Length	350mm x 15mm
Shield Size	360mm x 180mm (Curved to cover larger face area)
Temperture(Durability)	< 55°C
Transparency	100% Clear

Precuations

- Do not expose to direct flame.
- Cannot provide protection against solid material.
- Avoid putting weight on the face shield.
- After every use kindly dissassemble the face shield and disinfect it throughly.

Biosense Technologies Pvt Ltd,
SRY No/ 480/2, MU - J Building, AMTZ, Pragathi Maidan
Vishaka Steel Plant, Visakhapatnam, Andhra Pradesh (India)-530031
www.biosense.in | 1800 123 7890 | contact@biosense.in