


**Tolerances**

Nominal Sheet Size	Standard		Reinforced	
	Width (mm)	Length (mm)	Width (mm)	Length (mm)
1.5 X 4.0 M	1510 to 1475	4100 to 3800	1500 to 1450	4100 to 3800
1.5 X 2.0 M	1510 to 1475	2040 to 1975	1500 to 1450	2040 to 1975
1.5 X 1.5 M	1510 to 1475	1510 to 1475	1500 to 1450	1510 to 1475
1.5 X 1.0 M	1510 to 1475	1020 to 975	1500 to 1450	1020 to 975

Nominal Thickness	Tolerances	Maximum variation within one sheet.
Up to and including 0.5 mm	Plus or Minus 0.05 mm	0.05 mm
Over 0.5 mm, Up to and including 1.0 mm	Plus or Minus 0.10 mm	0.10 mm
Over 1.0 mm, Up to and including 2.0 mm	Plus or Minus 0.15 mm	0.15 mm
Over 2.0 mm	Plus or Minus 0.20 mm	0.20 mm

All information and recommendations contained in this publication are to the best of our knowledge correct. Since conditions of use are beyond our control users must satisfy themselves that products are suitable for the intended processes and users. No warranty is given or implied in respect of information or recommendations or that any use of products will not infringe rights belonging to other parties. We will not be liable for any loss or damage resulting in way from any reliance on this publication or from any goods manufactured by us. We reserve the rights to change product design and properties without notice. Nothing in this clause excludes, restricts or modifies any condition, warranty, right or remedy which is conferred on you by consumer legislation.

Also available :  **KLINGER / UKL Fluid Sealing Division:** **Compressed Asbestos Gasket Sheeting**  
**UNISIL Compressed Non-Asbestos Gasket Sheeting**  
**Full Range of Cut Gaskets, Metal Jacketed Heat Exchanger Gaskets**  
**Non-Asbestos Gland Packing, Kammprofile**  
**Fluid Control Division:** **PISTON VALVES - Seatless & Glandless, Forged Piston Valves**  
**STEAM TRAPS - Thermodynamic, IBT, Ball Float, Thermostatic**  
**MANUAL & ACTUATED BALL & BUTTERFLY VALVES**  
**STRAINERS ' Y ' Type / LEVEL GAUGES - Reflex, Transparent, Bicolor**  
**BELLOW SEALED VALVES**

In view of technical progress designs and dimensions are subject to change without notice.

A joint venture of the Neterwala group of companies and KLINGER AG, Switzerland.

Sales Office : SC1, 5th Fl., Kohinoor Estate, Mumbai-Pune Highway, Khadki, Pune-411003.  
 Tel.: 91-20-41023000 Fax: (020) 41023001  
 e-mail: salescsso@uniklinger.com Website: www.uniklinger.com

Factory : GAT No 1240, S No 140, Village Vadu Budruk, Koregaon Bhima, Tal. Shirur, Dist - Pune - 412 216.  
 Tel.: (02137) 676900 Fax: (02137) 676928 e-mail: fsdworks@uniklinger.com

**Branch Offices :**

**Baroda :**  
 102, Offitel Towers II,  
 1st Floor,  
 R.C. Dutt Road,  
 Baroda- 390 005.  
 Tel.: 91-265-2312343/2340660  
 Fax : 91-265-2341419  
 e-mail :  
 salesbar@uniklinger.com

**Chennai :**  
 East Coast Centre,  
 5th Floor, 553, Mount Rd.,  
 Teyanampet,  
 Chennai- 600 018.  
 Tel.: 91-44-24345707  
 Fax : 91-44 -24343960.  
 e-mail :  
 saleschen@uniklinger.com


**Kolkata :**  
 9, 'CHITRAKOOT',  
 8th Floor, 230 A,  
 A/JC Bose Road,  
 Kolkata- 700 020.  
 Tel.: 91-33-22872510  
 Fax: 91-33-22876494  
 e-mail :  
 salescal@uniklinger.com

**Mumbai:**  
 A-204, Nagesh Co-op. Hsg. Soc.,  
 LBS Marg, Navapada,  
 Thane -400 602.  
 Tel. :91-22-25421140  
 91-22-25440461  
 Fax:91-22-25440463  
 e-mail :  
 salesmum@uniklinger.com

**New Delhi:**  
 321, Ansal Chamber-II,  
 6, Bhikaji Cama Place,  
 New Delhi-110 066.  
 Tel.: 91-11-41658767  
 91-11-26193847  
 Fax: 91-11-41658768  
 e-mail :  
 salesdel@uniklinger.com



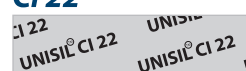






**Pune:**  
 Sc1, 5th Fl., Kohinoor Est.  
 Mumbai-Pune Highway,  
 Khadki, Pune-411003  
 Tel. : 91-20-41023000  
 Fax : 91-20-41023001  
 e-mail :  
 salespune@uniklinger.com

UKL UNISIL/MAR-2012/3000



**UNISIL**<sup>TM</sup>  
**Non Asbestos**  
**Compressed Gasket Sheeting**

\*Manufactured under license from Klinger Switzerland  
**UNI KLINGER LIMITED. AN ISO 9001:2008 COMPANY**

	Description	Operating Guidelines	Temp.	Typical application	Typical Original properties	Typical values	Typical properties after fluid immersion	Typical values	
 <b>CI-18</b>	Asbestos free universal gasket material for general applications.	Max. temperature Max. temperature for steam Max. pressure	250 Deg C 200 Deg C 50 Bar	Gasket material for liquids and gases. Good chemical resistance against water and oil. Resistant to refrigerants. Low gas leakage. A good product to wide range of industrial applications. <b>Available in metallic.</b>	Minimum tensile strength N/mm2 Specific gravity gm/CM3 Compressibility % Recovery % Stress relaxation N/MM2 Gas leakage ml/Min	ASTM F 152 ASTM F 36 A ASTM F 36 A DIN 53913 DIN 3535/6	10 1.75 8 55 26 0.4	Thickness increase % ASTM Oil 3 ASTM Fuel B 5 hrs 150 Deg C 5 hrs 23 Deg C	5 7
 <b>CI-42</b>	Asbestos free high pressure gasket material.	Max. temperature Max. temperature for steam Max. pressure	270 Deg C 250 Deg C 100 Bar	A premium quality product with greater security through good stress relaxation and resistance to hot water, oil and steam. Used for wide range of industrial and automotive applications.	Minimum tensile strength N/mm2 Specific gravity gm/CM3 Compressibility % Recovery % Stress relaxation N/MM2 Gas leakage ml/Min	ASTM F 152 ASTM F 36 A ASTM F 36 A DIN 53913 DIN 3535/6	7 1.75 8 55 35 0.5	Thickness increase % ASTM oil 3 ASTM Fuel B 5 hrs 150 Deg C 5 hrs 23 Deg C	4 6
 <b>CI-22</b>	Asbestos free gasket material based on synthetic fibre with NBR binder for oil application.	Max. temperature Max. temperature for steam Max. pressure	300 Deg C 280 Deg C 100 Bar	A premium quality product with good resistance to hot water, hot oil and hydrocarbon applications. Resistant to refrigerants. A good product for industrial applications. <b>Available in metallic on request.</b>	Minimum tensile strength N/mm2 Specific gravity gm/CM3 Compressibility % Recovery % Stress relaxation N/MM2 Gas leakage ml/Min	ASTM F 152 ASTM F 36 A ASTM F 36 A DIN 53913 DIN 3535/6	9 1.75 8 55 35 0.5	Thickness increase % ASTM oil 3 ASTM Fuel B 5 hrs 150 Deg C 5 hrs 23 Deg C	4 6
 <b>CI-31</b>	Asbestos free gasket material based on Aramid fibre with NBR binder.	Max. temperature Max. temperature for steam Max. pressure	300 Deg C 200 Deg C 100 Bar	Gasket material for general use with good chemical and mechanical properties. Suitable for use with oils, water, gases, weak acids and alkalies. Recommended for OEM applications.	Minimum tensile strength N/mm2 Specific gravity gm/CM3 Compressibility % Recovery % Stress relaxation N/MM2 Gas leakage ml/Min	ASTM F 152 ASTM F 36 A ASTM F 36 A DIN 53913 DIN 3535/6	9 1.65 8 55 25 0.5	Thickness increase % ASTM oil 3 ASTM Fuel B 5 hrs 150 Deg C 5 hrs 23 Deg C	3 5
 <b>CI-33</b>	Asbestos free gasket material based on synthetic fibre with NBR binder.	Max. temperature Max. temperature for steam Max. pressure	300 Deg C 300 Deg C 100 Bar	Gasket material with high thermal resistance. Good for general media use. Suitable for use with oil, water, gases, weak acids alkalies and hydrocarbons. Mainly recommended for steam applications.	Minimum tensile strength N/mm2 Specific gravity gm/CM3 Compressibility % Recovery % Stress relaxation N/MM2 Gas leakage ml/Min	ASTM F 152 ASTM F 36 A ASTM F 36 A DIN 53913 DIN 3535/6	9 1.65 8 50 25 0.5	Thickness increase % ASTM oil 3 ASTM Fuel B 5 hrs 150 Deg C 5 hrs 23 Deg C	3 5
 <b>CI-39</b>	Asbestos free gasket material based on Aramid fibre and wire reinforced with NBR binder.	Max. temperature Max. temperature for steam Max. pressure	300 Deg C 300 Deg C 100 Bar	Very robust because of wire reinforcement. Suitable for use with oil, water, steam and hydrocarbons. Recommended for pulsating applications.	Minimum tensile strength N/mm2 Specific gravity gm/CM3 Compressibility % Recovery % Stress relaxation N/MM2 Gas leakage ml/Min	ASTM F 152 ASTM F 36 A ASTM F 36 A DIN 53913 DIN 3535/6	17 1.7 8 55 25	Thickness increase % ASTM oil 3 ASTM Fuel B 5 hrs 150 Deg C 5 hrs 23 Deg C	3 5
 <b>CI-62</b>	Asbestos free low-pressure rendered self-sealing by controlled swelling in oil. Good resistance to oil and water.	Max. temperature Max. temperature for steam Max. pressure	200 Deg C 200 Deg C 20 Bar	Gasket for fluids and liquids at low internal pressures and temperatures. Suitable for glass or ceramic flanges with low bolt loading. A good self-sealing product by controlled swelling in oil.	Minimum tensile strength N/mm2 Specific gravity gm/CM3 Compressibility % Recovery % Stress relaxation N/MM2 Gas leakage ml/Min	ASTM F 152 ASTM F 36 A ASTM F 36 A DIN 53913 DIN 3535/6	5 1.3 20 40 13	Thickness increase % ASTM oil 3 ASTM Fuel B 5 hrs 150 Deg C 5 hrs 23 Deg C	20-45 Oct 30
 <b>CI-51</b>	Asbestos free gasket material based on carbon fibre with NBR binder.	Max. temperature Max. temperature for steam Max. pressure	300 Deg C 300 Deg C 100 Bar	Material with excellent resistance to steam and strongly alkaline media. Also suitable for use in acids and alkalis. Recommended in chemical and petrochemical industries & OEM.	Minimum tensile strength N/mm2 Specific gravity gm/CM3 Compressibility % Recovery % Stress relaxation N/MM2 Gas leakage ml/Min	ASTM F 152 ASTM F 36 A ASTM F 36 A DIN 53913 DIN 3535/6	10 1.4 11 55 33 0.5	Thickness increase % ASTM oil 3 ASTM Fuel B 5 hrs 150 Deg C 5 hrs 23 Deg C	4 6
 <b>CI-71</b>	Asbestos free gasket material based on Aramid fibre with synthetic elastomer binder.	Max. temperature Max. temperature for steam Max. pressure	210 Deg C 200 Deg C 80 Bar	Good chemical resistance. Designed for use with many acids and corrosive media. Largely used in chemical industry.	Minimum tensile strength N/mm2 Specific gravity gm/CM3 Compressibility % Recovery % Stress relaxation N/MM2 Gas leakage ml/Min	ASTM F 152 ASTM F 36 A ASTM F 36 A DIN 53913 DIN 3535/6	10 1.65 8 50 27 0.5	Thickness increase % ASTM oil 3 ASTM Fuel B 5 hrs 150 Deg C 5 hrs 23 Deg C	6 6

\*The information in this chart should only be used as a general guide to the selection of a suitable material. Maximum temperature & pressure capabilities do not necessarily operate together for all gasket thickness and service conditions.