





Conductivity Level Switch

			
Conductivity type Level Switch		Rope Type Level Switch	Din RAIL Mounted Controller

PRIMARY AREA OF APPLICATION

Conductivity type Level Switches are used in processing plants for conductive liquids of conductivity not less than 25 micro Siemens in Food, Power, Chemicals, Sugar, Detergents, Steel, Minerals, Textiles, WTP and ETP etc.

MEASURING SYSTEM

A low AC voltage is applied between the probe electrode and the tank wall (or reference electrode in case of insulated tank). When the liquid comes in contact with the electrode tip, a conductive path is established between the sense electrode and the tank wall / reference electrode. This current is sensed, amplified and made to operate a relay whose contact in turn can be used for annunciation/control

SALIENT FEATURES

- No moving part, free from maintenance.
- No special cable required for signal transmission, ECONOMICAL to install.
- Long cable connection permissible between probe and evaluation unit.
- AC on probes for prevention of electrolytic deterioration of electrodes.
- Low voltage on probe for operational safety.
- Variety of control functions and installation system available, besides single point switching.
 - Two point action for automatic pump control.
 - Two point independent switching.
 - Three point switching, two points with pump control logic and one independent point
 - Four point switching having two-pump control logic.
 - Variety of probes available for various process conditions.
 - Multichannel -4 point independent switching available for various process conditions.

USAGE

Switching 'OFF' pumps when tank is full, to avoid overflow For maintaining a constant level to avoid material wastage For switching 'OFF' pumps before running dry and indicating an empty tank to avoid wear and tear & production stoppage

TECHNICAL SPECIFICATIONS (STANDARD)

CONTROLLER Details :

Terminal Housing	:	DIN RAIL type
Ambient temperature	:	0° C to +60° C
Power consumption	:	1.9 VA
Mains Voltage	:	230/110 V AC (+/-15%), 50 Hz or 24 V DC (ON REQUEST)
Output	:	Potential free c/o contacts rated at 5 amps, 250 V AC for non-inductive loads 1 SPDT or, 2 SPDT
Safety operation	:	Field selected switch over for min. or max. (FSL/FSH) switching points.
Switch status display	:	Green LED shows Normal, Red LED shows alarm.
Response Time	:	0.5 Sec
Weight	:	1.5 Kg Cast Al

PROBE Details :

Housing	:	Cast Aluminum
Mounting	:	Screwed 1 ½" BSP (Standard) or Flanged (optional)
Sense Rod/s	:	Stainless Steel
Insulation	:	PTFE (Standard) other on request and as per application.
Operating Temp	:	200° max in vessel.
Voltage on the	:	12 V AC max. (Across probe & probe. Tank wall)
Current	:	< 3 mA (between probe & tank wall through liquid)
Cable Entry	:	1 No.

Authorised Dealer



NK Instruments Pvt. Ltd.

B-501/504, 5th floor, Raunak Arcade, Near THC Hospital, Gokhale Road, Naupada,
Thane(W) 400602. Maharashtra INDIA Telefax Nos.: 91-22-25301330 / 31 / 32
E-Mail: sales@nkinstruments.com Web: <http://www.nkinstruments.com>
Skype: nitinkelkarskype Gtalk: nkinstruments2006

