

WATER



# YAKKA<sup>®</sup>150



## So quiet... So versatile

Widely considered to be the world's most versatile pump. The Yakka is lightweight in design and offers excellent maneuverability. It has been designed to suit the requirements of almost any application suiting a 3, 4 or 6" pump, including; mining, construction, sewer bypass and hire applications.

As well as being versatile, the Yakka pump is also very quiet. Acoustic casing enables it to emit only 65dBA at seven metres when operating at 1500rpm, and 67.5dBA at 1800rpm.

- Impact resistant, self coloured panels, easily removed for maintenance
- Tubular side/end protection

- Lockable gull wing doors for easy access
- Fuel tank 'bundling'
- Quality accreditation ISO9001

High performance pumends

- Increased flows
- Reduced fuel usage
- Solids handling
- Stainless steel impeller and wearplates as standard

[www.allightsykes.com](http://www.allightsykes.com)

**ALLIGHTSYKES**



## Robust

- 'QS' silent canopy design
- Impact resistant, self coloured panels, easily removed for maintenance
- Tubular side/end protection
- Lockable gull wing doors for easy access
- Fuel tank 'bundling'
- Quality accreditation ISO9001

## Compact

- Single axle trailer for improved manoeuvrability
- Lightweight in design with a 24 hour fuel tank
- 'Pod' can be mounted on any trailer or skid
- Single point lift
- Low level suction and discharge

## Efficient

- High performance pumps:
  - Increased flows
  - Reduced fuel usage
  - Solids handling
- Stainless steel impeller and wearplates as standard

## Technical Data

### MATERIALS OF CONSTRUCTION

Pump Casing:	S.G. IRON 400/12
Suction Cover:	S.G. IRON 400/12
Air Separation Tank:	S.G. IRON 400/12
Bearing Bracket:	S.G. IRON 400/12
Pump Shaft:	431 Stainless Steel
Impeller:	316 Stainless Steel
Wearplates:	316 Stainless Steel
Mechanical Seal:	Silicon Carbide/ Silicon Carbide
N.R.V. (Ball Type):	S.G. IRON 400/12

### DESIGN DETAILS

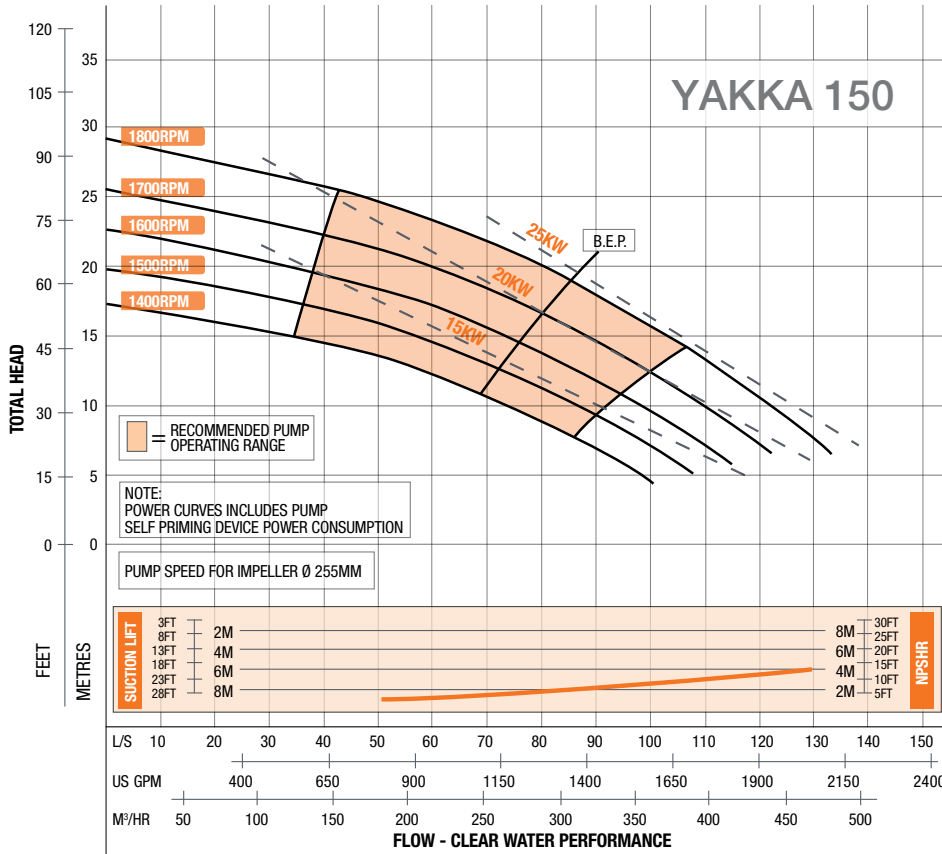
Single stage, end suction type, 2 vane semi open impeller, centrifugal pump.

Suction Flange (mm/in):	150/6
Delivery Flange (mm/in):	150/6
Solids Handling Size (mm/in):	77/3
Maximum Head (m/ft):	29/96
Maximum Capacity:	132 L/sec

### FUEL USAGE (L/HR) @ BEP


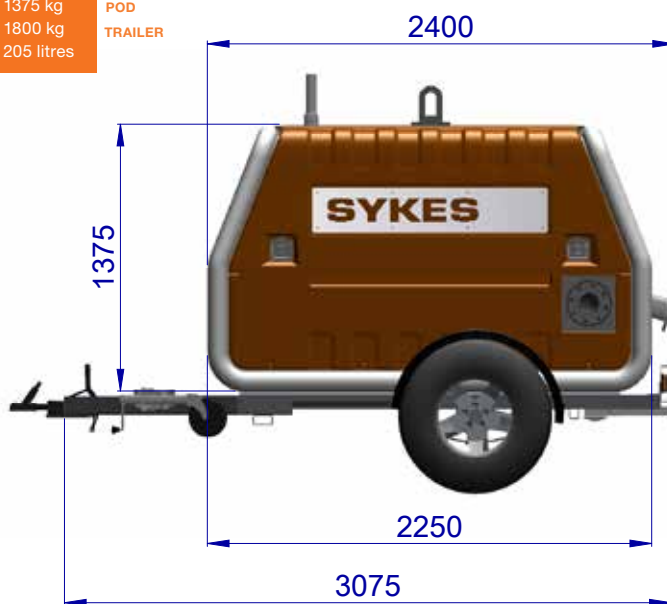
Speed (rpm)	POWER USAGE (kW)	FUEL RATE (L/hr)	RUN TIME (hrs - 205L fuel tank)
1400	12	2.96	69
1600	17	4.20	49
1800	24	5.93	35

CALCULATIONS BASED ON 210 g/kw.hr



Dry Weight: 1375 kg  
 Dry Weight: 1800 kg  
 Fuel Capacity: 205 litres

POD  
TRAILER



Final weight and dimensions will depend on completed specifications

All this information in this document is substantially correct at the time of printing and may be altered subsequently